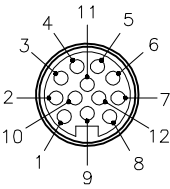
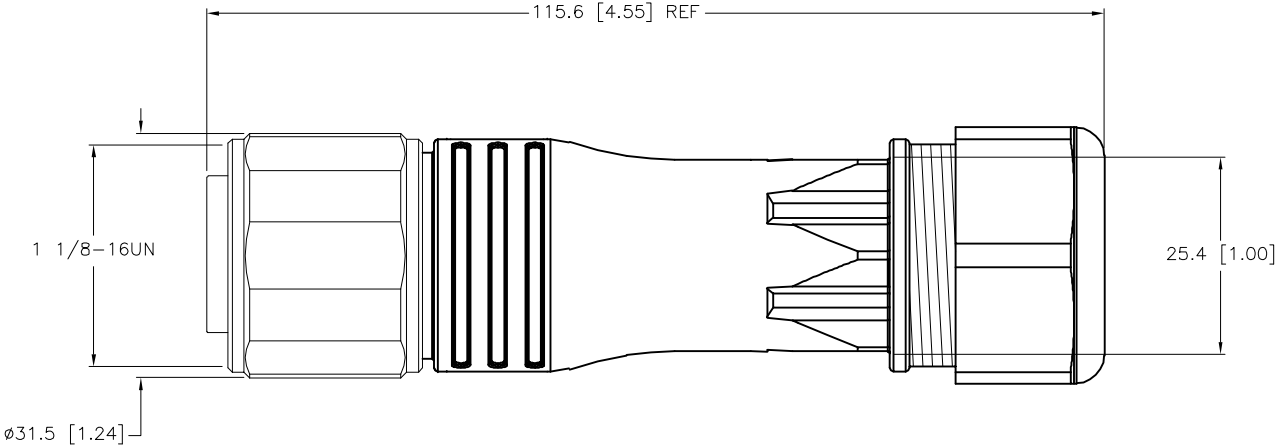
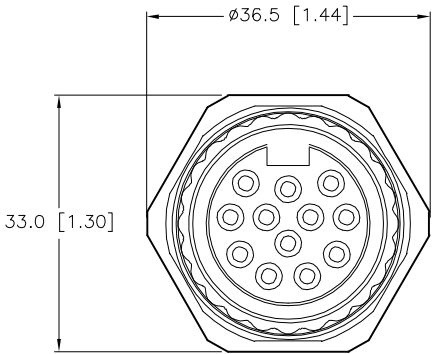


FEMALE END VIEW



SPECIFICATIONS

| | |
|------------------------------|-----------------------------------|
| CONTACT CARRIER MATERIAL | NYLON |
| MOLDED HEAD MATERIAL/COLOR | NYLON/BLACK |
| CONTACT MATERIAL/PLATING | BRASS/GOLD |
| COUPLING NUT MATERIAL/FINISH | STAINLESS STEEL/PASSIVATED |
| RATED CURRENT [A] | 7.0 A |
| RATED VOLTAGE [V] | 600 V |
| CABLE RANGE | MAX DIA 18mm |
| TEMPERATURE RATING | -40°C to +105°C (-40°F to +221°F) |
| PROTECTION CLASS | MEETS IEC IP67 |
| MAX. CONDUCTOR SIZE | 14 AWG |



SOURCE DRAWING - FOR REFERENCE ONLY

| | | | | | |
|---|---|--|---------------|--|----------|
| RELATED DOCUMENTS 1. 2. 3. 4. | 3RD ANGLE PROJECTION | THIS DRAWING IS CONFIDENTIAL AND THE PROPERTY OF TURCK INC. USE OF THIS DOCUMENT WITHOUT WRITTEN PERMISSION IS PROHIBITED. | | 3000 CAMPUS DRIVE MINNEAPOLIS, MN 55441 1-800-544-7769 (763) 553-7300 (763) 553-0708 fax www.turck.us | |
| | ALL DIMENSIONS DISPLAYED ON THIS DRAWING ARE FOR REFERENCE ONLY | DRFT NF | DATE 09/15/15 | DESCRIPTION BV 71121-0/21 | |
| | | APVD A.A. | SCALE 1=1.0 | | |
| | | UNIT OF MEASUREMENT MILLIMETER [INCH] | | IDENTIFICATION NO. U2-23580 | REV D |
| MATERIAL SEE SPECIFICATIONS | CONTACT TURCK FOR MORE INFORMATION | DO NOT SCALE THIS DRAWING | | FILE: U2-23580 | |
| FINISH SEE SPECIFICATIONS | | | | SHEET 1 OF 1 | |

| | | | | |
|-----|------------------|----|----------|--------------|
| D | REMOVED LONG PIN | AS | 09/15/23 | 500000008855 |
| REV | DESCRIPTION | BY | DATE | ECO NO. |